
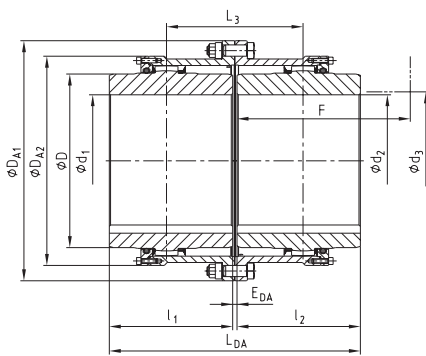


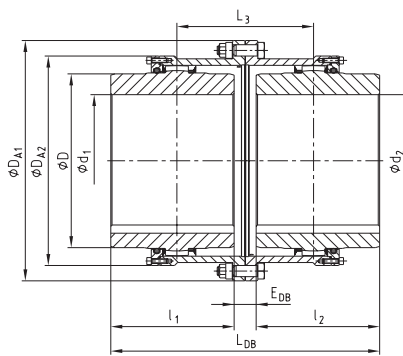
Type DA, type DB and type DAB



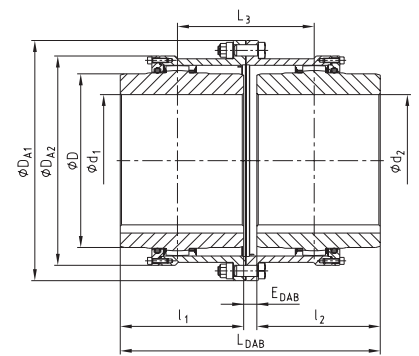
- Double-cardanic crowned gear coupling
- To be used on all applications in general engineering
- Compensating for shaft misalignment axial – radial – angular
- Available with finish bore to ISO fit H7, feather key according to DIN 6885 sheet 1, taper and inch bores
- For horizontal assembly
- Higher torques to be realized by special materials
- Approved and confirmed according to EC Standard 94/9/EC
- Max. torque of coupling $T_{Kmax.} = 2 \cdot T_{KN}$



Type DA



Type DB



Type DAB

Dimensions																
Size	Pilot bored	Max. finish bore		Dimensions [mm]												Grease ²⁾ feeding [dm ³]
		d ₁ ; d ₂	l ₁ , l ₂	E _{DA}	E _{DB}	E _{DAB}	L _{DA}	L _{DB}	L _{DAB}	L ₃	D	DA ₁	DA ₂	F ¹⁾	d ₃ ¹⁾	
20	31	80	62	3	31	17	133	155	144	79	108	187	146	105	85	0,08
25	38	98	76	5	29	17	157	181	169	93	130	220	172	115	105	0,12
30	44,5	112	90	5	33	19	185	213	199	109	153	248	182	140	120	0,18
35	46	133	105	6	40	23	216	250	233	128	180	285	214	165	145	0,22
40	52	158	120	6	42	24	246	282	264	144	214	335	250	180	160	0,35
45	80	172	135	8	50	29	278	320	299	164	233	358	294	195	185	0,45
50	80	192	150	8	56	32	388	356	332	182	260	390	309	215	205	0,70
55	90	210	175	8	70	39	358	420	389	214	283	425,5	348	240	220	0,90
60	100	232	190	8	84	46	388	464	426	236	312	457	380	260	245	1,15
70	100	276	220	10	76	43	450	516	483	263	371	527	445	300	290	1,50
80	140	300	280	10	50	30	570	610	590	310	394	545	475	340	310	2,50
85	160	325	292	13	53	33	597	637	617	325	430	585	515	352	330	3,00
90	180	350	305	13	83	48	623	693	658	353	464	640	560	365	360	4,00
100	220	390	330	13	93	53	673	753	713	383	512	690	612	390	400	5,00
110	220	420	350	20	296	158	720	996	858	508	560	765	665	410	420	6,00
120	260	450	420	25	421	223	864	1261	1063	643	608	825	720	480	470	7,50

Technical data										
Size	Torque [Nm]		Max. speed [rpm]	Weight with max. bore [kg]			Mass moment of inertia J with max. bore Ø [kgm ²]	Dowel screw (10.9)		
	T _{KN}	T _{KN} (42CrMo4)		Sleeve	Hub	Total		z	M	T _A [Nm]
80	175000	300000	1900	64	117	362	14,214	18	M20	610
85	225000	380000	1900	75	148	446	20,320	20	M20	610
90	290000	500000	1700	101	183	568	31,036	20	M24	1000
100	380000	650000	1600	117	232	698	45,358	24	M24	1000
110	480000	820000	1450	140	295	940	73,880	20	M30	1700
120	620000	1050000	1350	188	430	1312	118,40	24	M30	1700

■ = Standard
¹⁾ Space required to align the coupling or replace the sealing ring, respectively.
²⁾ Grease feeding for each coupling half

Ordering example:	GEARex® DA 80	d ₁ Ø300	d ₂ Ø300
	Size and type of coupling	Finish bore with keyway DIN 6885 sheet 1	Finish bore with keyway DIN 6885 sheet 1